

PUMPS OF OKLAHOMA

**1220 NW 3rd Street
Oklahoma City, OK, 73106
Phone: 405-235-2695
Fax: 405-235-9897**

**Visit us on the web at:
www.pumpsoklahoma.com**

OIL & GAS


ELECTRIC SUBMERSIBLE PUMPS



PUMPS OF OKLAHOMA

OIL & GAS

Submersible Pump System



High Nickel Alloy Monel
 Flame sprayed coating with epoxy
 sealing compound
 Monel metalized coating available

Carbon Steel discharge housing
 (Stainless available for highly
 corrosive environments)

Stainless Steel high strength
 shaft
 K-Monel available

Upper and Lower Tungsten car-
 bide abrasion resistant bearings
 for pump shaft lateral stability in
 harsh coal fine environments

Carbon steel pump housing
 (Stainless steel available for
 highly corrosive environments)

Staging: Impellers & Diffusers
 Cast Type 1 Ni-Resist
 Flake graphite grade cast iron
 for excellent corrosion resistance
 Dual Pad (Synthane) up-thrust
 washers

NEMA or "OF" Bolt on intake
 Carbon steel standard with
 Stainless steel available for
 highly corrosive environments

Ni-Resist staged oilfield submersible well pumps are available in standard stocking models from 60 - 3,600 barrels per day and depths to 3,000 feet. These pumps are also available in flows of 15,000 barrels per day or depths of 13,000 feet. Standard construction includes Ni-Resist impellers and diffusers with dual pad (Synthane) up-thrust wear pads. Standard on these pumps are tungsten carbide upper and lower bearings located in the intake base and discharge head. The highly abrasive resistant tungsten carbide bearings provide critical lateral support in gas and oil well applications. These oilfield submersible pumps are stacked in a "compression" type configuration which allows for close tolerances which are very good for moderate abrasives and provides enhanced down-thrust support. This down-thrust support allows for extended low flow operating ranges of the unit. The pump shafts on these units are hardened Stainless steel construction. These oilfield submersible pumps are the answer for today's lifting applications.

Pump Model	Shaft Dia. (inches)	HP Shaft Limit (60 HZ)	Recommended Flow Capacity Range @ 60 HZ BPD
D5A	0.625	94	90-230
DN280	0.500	44	160-470
D13	0.625	94	280-620
D20	0.625	94	460-1040
D31	0.688	125	850-1650
D51	0.688	125	1350-2350
D82	.875	125	1900-3700

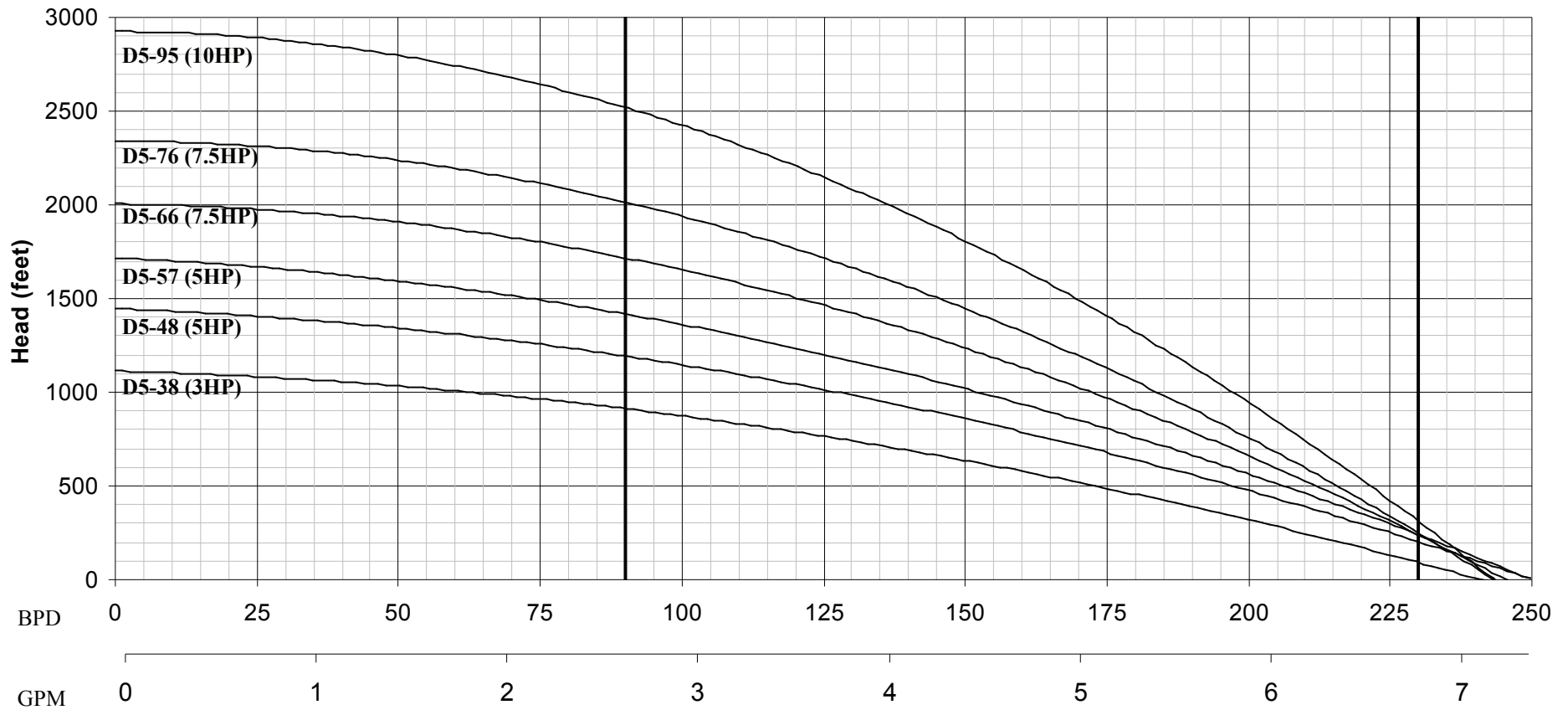


1220 NW 3rd Street, Oklahoma City, OK 73106
 Phone: 405-235-2695 Fax: 405-235-9897

OIL & GAS SUBMERSIBLE PUMPS

Performance Curves

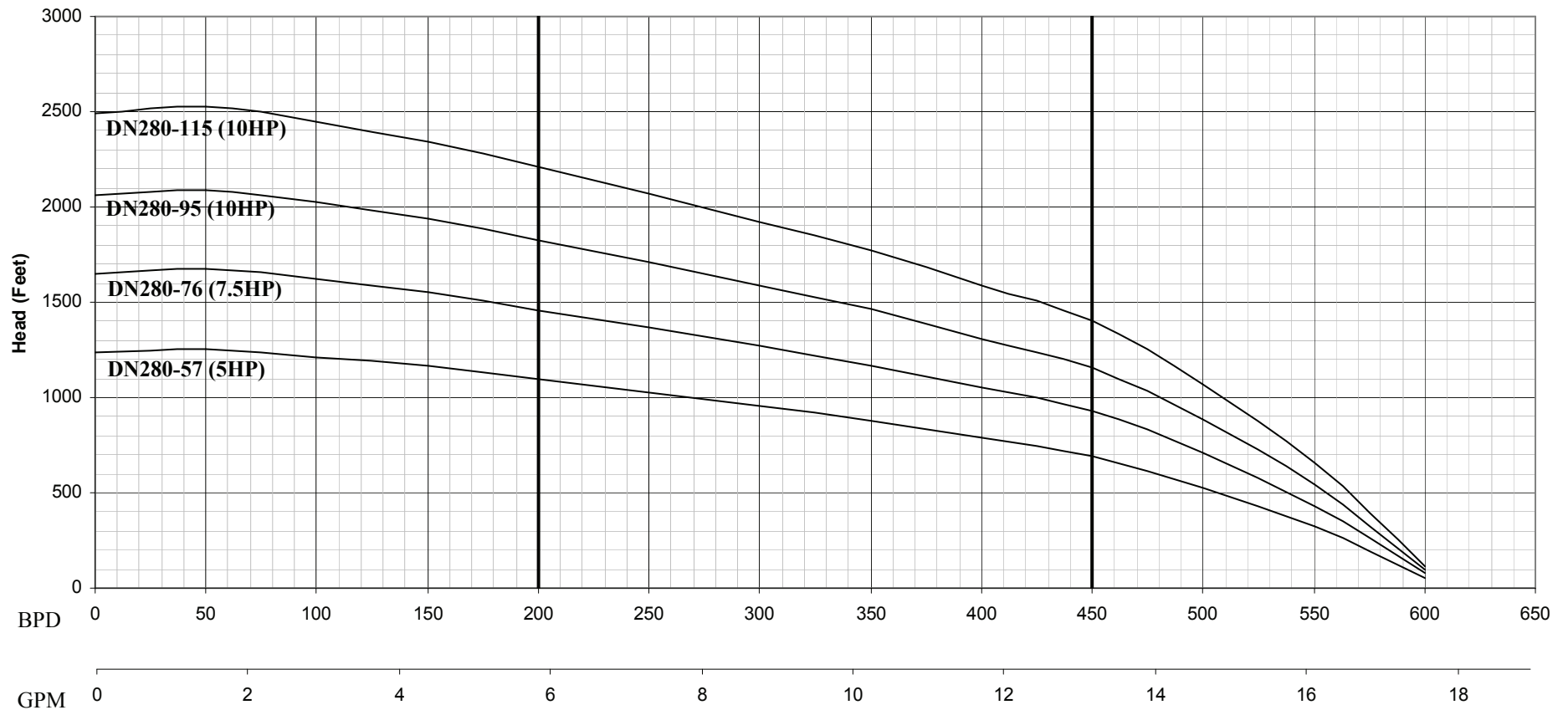
D5A



OIL & GAS SUBMERSIBLE PUMPS

Performance Curves

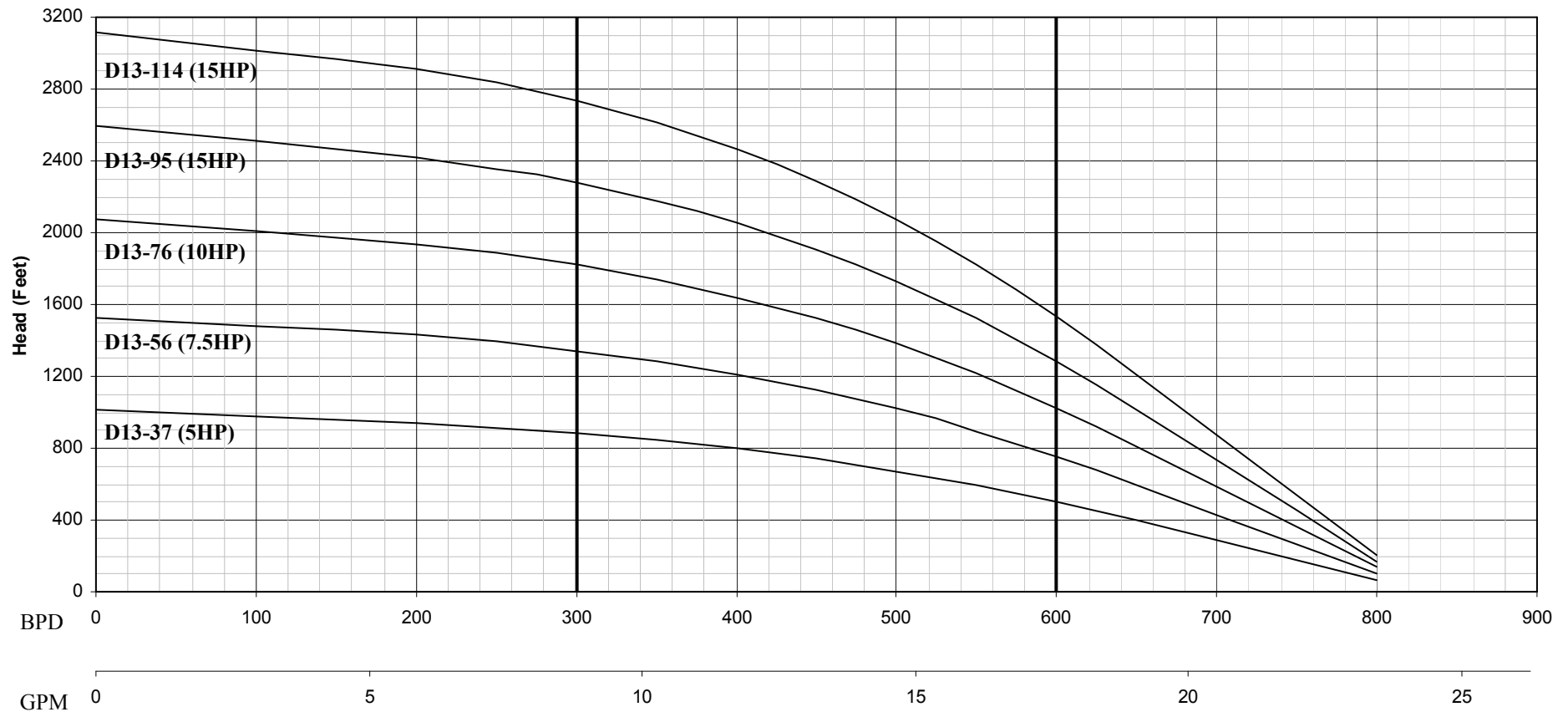
DN280



OIL & GAS SUBMERSIBLE PUMPS

Performance Curves

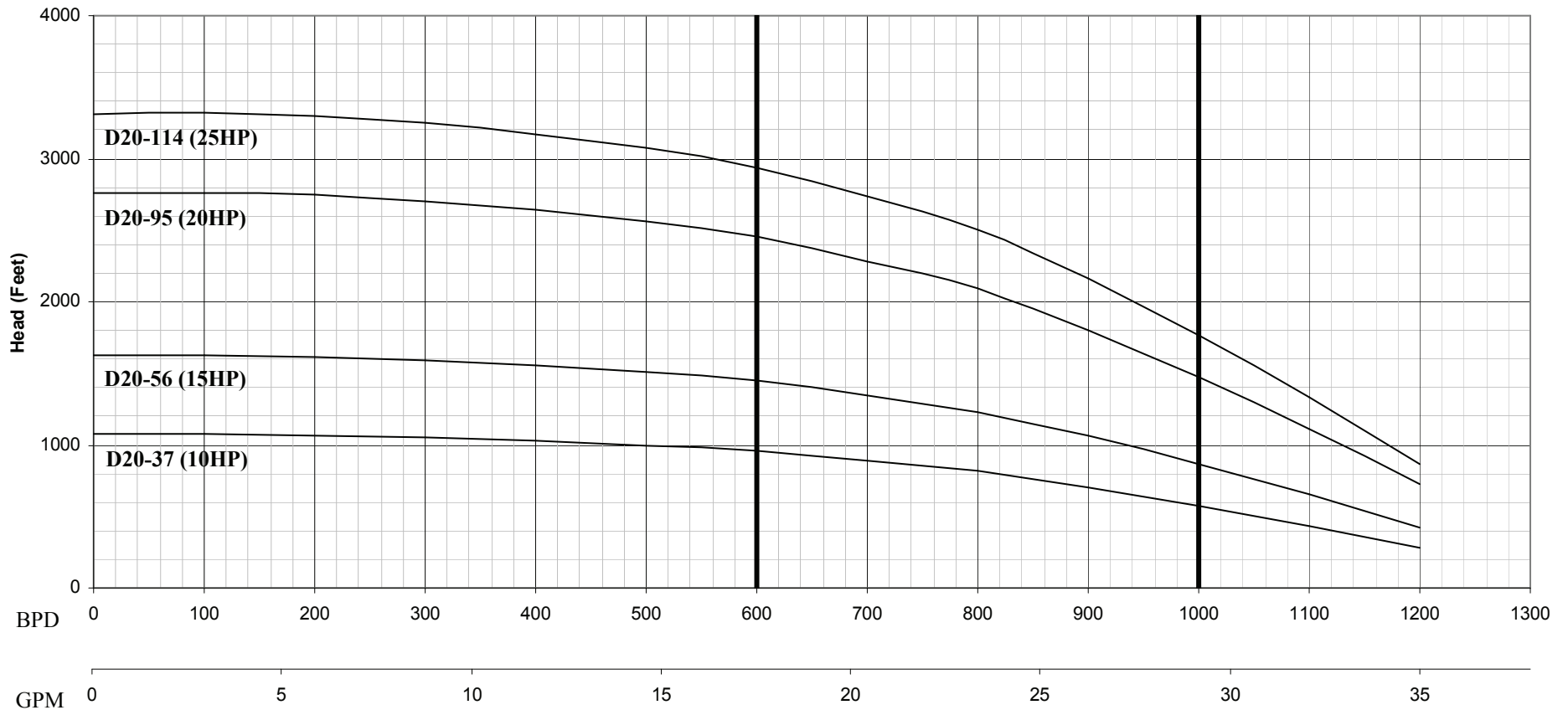
D13



OIL & GAS SUBMERSIBLE PUMPS

Performance Curves

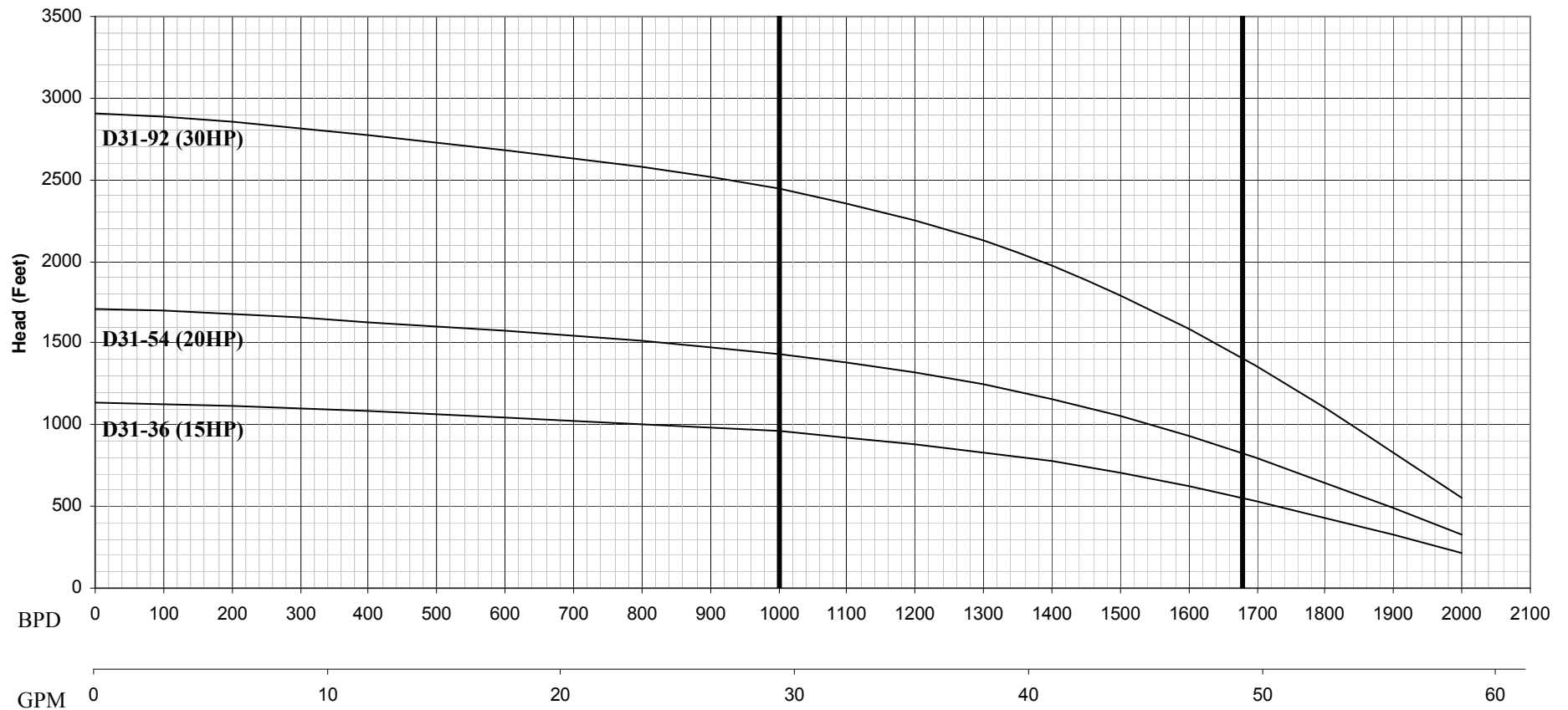
D20



OIL & GAS SUBMERSIBLE PUMPS

Performance Curves

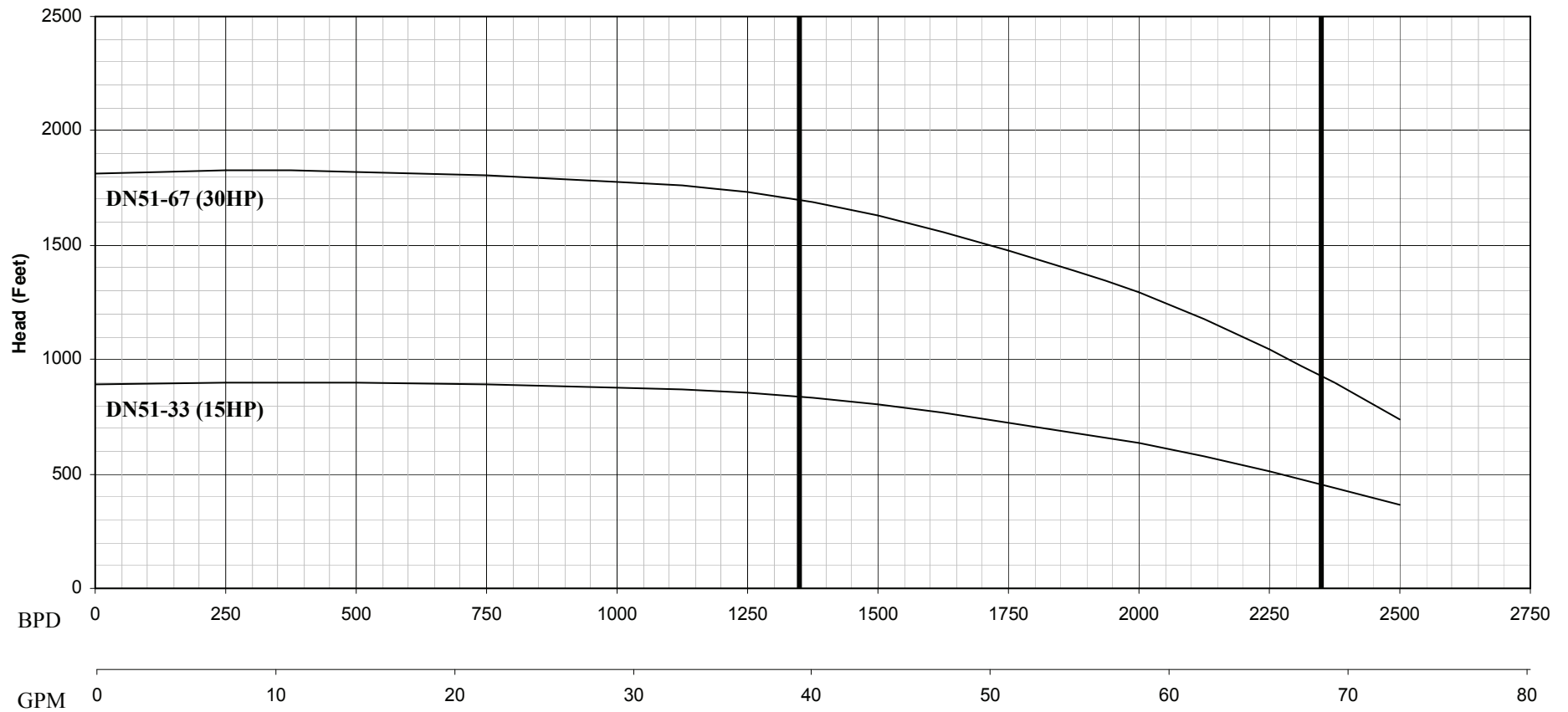
D31



OIL & GAS SUBMERSIBLE PUMPS

Performance Curves

D51



OIL & GAS SUBMERSIBLE PUMPS

Performance Curves

D82

